
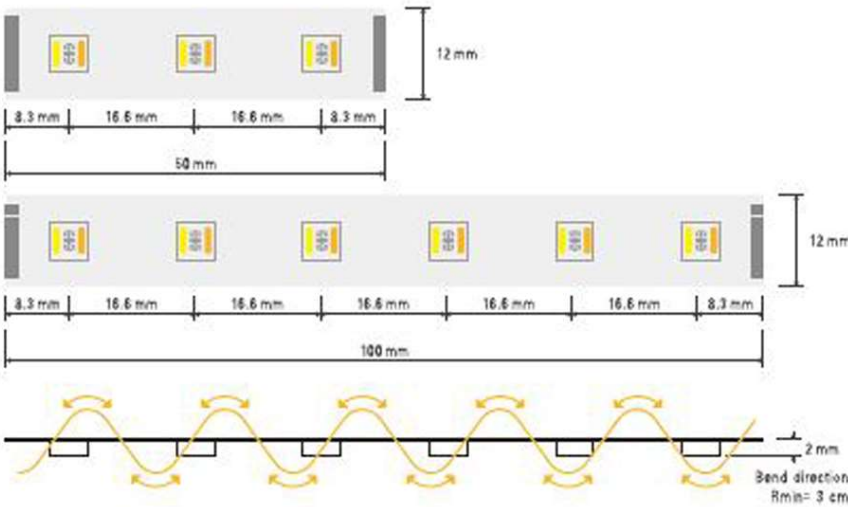




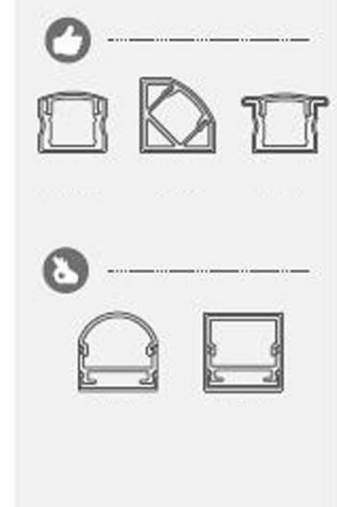
**Illuminance Distribution**



**Dimensions & available lengths**



**Aluminum Profiles**



**Electrical & Output Data**

Model No.	SW-F5050RGBCTA30-WF0-5M-12-K012	SW-F5050RGBCTA30-WF0-5M-24-K012
Step length (mm/x LED)	50mm / 3LEDs	100mm / 6LEDs
Number LED/m	60	60
Voltage (V)	12 V	24 V
Ra	80	80
Beam Angle(°)	120	120
Power (w/m)	14.4	19.2
Lumen(lm/m)	774	1000
FPC width (mm)	12	12
Max. length per circuit (m)	5	5
IP rate	20/65	20/65
Installation	3M Tape / Mounting Clips / Aluminum Profiles	

The electrical data provided on the each product pages are for reference only; the data values are not guaranteed. Specification may be subject to change without announcement.