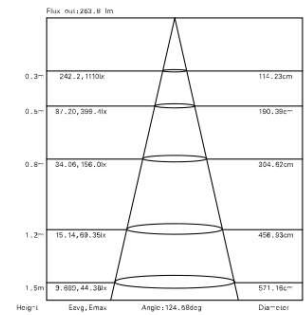


5050 Top LEDs (60 RGB LEDs/m)

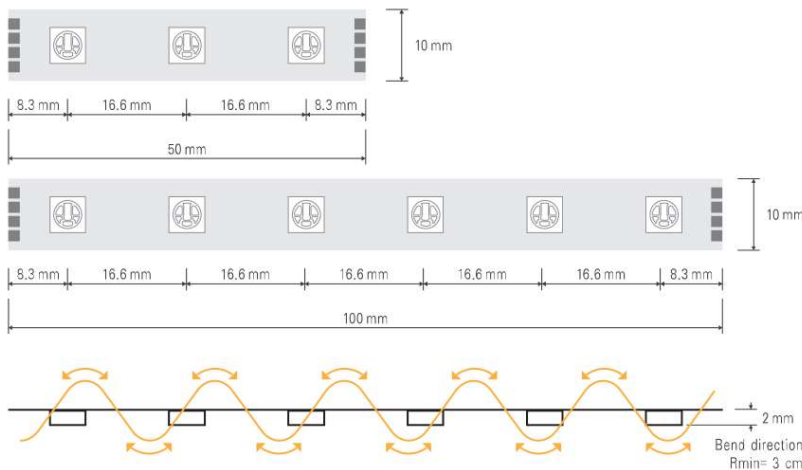
5050-60RGB-10mm-5m




Illuminance Distribution



Dimensions & available lengths



Aluminum Profiles



Electrical & Output Data

Model No.	SW-F5050RGB30-WF0-5M-12-K010	SW-F5050RGB30-WF0-5M-24-K010
Step length (mm/x LED)	50mm / 3LEDs	100mm / 6LEDs
Number LED/m	60	60
Voltage (v)	12 V	24 V
Ra	NA	NA
Beam Angle(°)	120	120
Power (w/m)	11.52	11.52
Lumen(lm/m)	NA	NA
FPC width (mm)	10	10
Max. length per circuit (m)	2	2
IP rate	20/65/66/67/68	20/65/66/67/68
Installation	3M Tape / Mounting Clips / Aluminum Profiles	

The electrical data provided on the each product pages are for reference only; the data values are not guaranteed. Specification may be subject to change without announcement.